

TECHNICAL MANUAL

**ORGANIZATIONAL, DIRECT SUPPORT, AND GENERAL SUPPORT
MAINTENANCE REPAIR PARTS AND SPECIAL TOOLS LISTS
FOR
TEST SET, GYRO MAGNETIC COMPASS AN/ASM-61
(NSN 6625-00-885-5869)**

HEADQUARTERS, DEPARTMENT OF THE ARMY

29 JANUARY 1980

**ORGANIZATIONAL, DIRECT SUPPORT, AND GENERAL SUPPORT
MAINTENANCE REPAIR PARTS AND SPECIAL TOOLS LISTS
FOR
TEST SET, GYRO MAGNETIC COMPASS AN/ASM-61
(NSN 6625-00-885-5869)**

Current as of 12 September 1979

REPORTING ERRORS AND RECOMMENDED IMPROVEMENTS

You can help improve this manual. If you find any mistakes or if you know of a way to improve the procedures, please let us know. Mail your letter, DA Form 2028 (Recommended Changes to Publication and Blank Forms), or DA Form 2028-2 located in back of this manual direct to Commander, US Army Communications and Electronics Materiel Readiness Command, ATTN: DRSEL-ME-MQ, Fort Monmouth, NJ 07703.

In either case, a reply will be furnished direct to you.

Table of Contents

		Page	Illus Figure
SECTION	I. Introduction	1	
	II. Repair Parts List	5	
GROUP	00 Test Set, Gyro Magnetic Compass AN/ASM-61	5	1
	01 Panel Assembly	7	2
	0101 Control Assembly.....	9	3
	02 Case Assembly.....	11	4
	03 Special Cable Assembly CX-11160/U	13	5
	04 Special Cable Assembly CX-11161/U	15	6
	05 Special Cable Assembly CX-11162/ASM-61	17	7
	06 Special Cable Assembly CX-11163/ASM-61	19	8
	07 Special Cable Assembly CX-11164/ASM-61	21	9
	08 Electrical Lead Assembly CX-11165/ASM-61	23	10
	09 Special Cable Assembly CX-11166-ASM-61	25	11
	10 Electrical Lead Assembly CX-11167/ASM-61	27	12
	11 Special Cable Assembly CX-11168/ASM-61	29	13
	12 Test Lead Assembly CX-11169/ASM-61	31	14
SECTION	III Special Tools List (Not Applicable)		
	IV. National Stock Number and Part Number Index	32	

***This manual supersedes TM 11-6625-247-25P, 21 May 1969.**

SECTION I

INTRODUCTION

1. Scope

This manual lists spares and repair parts; special tools; special test, measurement, and diagnostic equipment (TMDE), and other special support equipment required for performance of organizational, direct support, and general support maintenance of the AN/ASM-61. It authorizes the requisitioning and issue of spares and repair parts as indicated by the source and maintenance codes.

2. General

This Repair Parts and Special Tools List is divided into the following sections:

a. Section I. Repair Parts List. A list of and repair parts authorized for use in the performance of maintenance. The list also includes parts which must be removed for replacement of the authorized parts. Parts lists are composed of functional groups in numeric sequence, with the parts in each group listed in figure and item number sequence.

b. Section II. Special Tools List. Not applicable.

c. Section IV. National Stock Number and Part Number Index. A list, in National item identification number (NIIN) sequence, of all National stock numbers (NSN) appearing in the listings, followed by a list, in alphameric sequence, of all part numbers appearing in the listings. National stock numbers and part numbers are cross-referenced to each illustration figure and item number appearance.

3. Explanation of Columns

a. Illustration. This column is divided as follows:

(1) Figure number. Indicates the figure number of the illustration on which the item is shown.

(2) Item number. The number used to identify item called out in the illustration.

b. Source, Maintenance, and Recoverability (SMR) Codes.

(1) Source code. Source codes indicate the manner of acquiring support items for maintenance, repair, or overhaul of end items. Source codes are entered in the first and second positions of the Uniform SMR Code format as follows:

<i>Code</i>	<i>Definition</i>
PA--	Item procured and stocked for anticipated or known usage.
AH--	Item to be assembled at general support maintenance level.

XD--A support item that is not stocked. When required, item will be procured through normal supply channels.

NOTE

Cannibalization or salvage may be used u a source of supply for any items source coded above except those coded XA and aircraft support items restricted by AR 700-42.

(2) Maintenance code. Maintenance codes are signed to indicate the levels of maintenance authorized to USE and REPAIR support items The maintenance codes are entered in the third and fourth positions of the Uniform SMR Code format as follows:

(a) The maintenance code entered in the third position will indicate the lowest maintenance level authorized to remove, replace, and use the support item. The maintenance code entered in the third position will indicate one of the following levels of maintenance:

<i>Code</i>	<i>Application/Explanation</i>
O--	Support item is removed, replaced, used at the organizational level.
H--	Support item is removed, replaced used at the general support level.

(b) The maintenance code entered in the fourth position indicates whether the item is to be repaired and identifies the lowest maintenance level with the capability to perform complete repair (i.e., all authorized maintenance functions). This position will contain one of the following maintenance codes:

<i>Code</i>	<i>Application/Explanation</i>
H--	The lowest maintenance level capable of complete repair of the support item is the general support level.

Z--Nonreparable. No repair is authorized.

(3) Recoverability code. Recoverability codes are assigned to support items to indicate the disposition action on unserviceable items. The recoverability code is entered in the fifth position of the Uniform SMR Code format as follows:

<i>Recoverability codes</i>	<i>Definition</i>
Z--	Nonreparable item. When unserviceable, condemn and dispose at the level indicated in position 3.
H--	Reparable item. When uneconomically reparable, condemn and dispose at the general support level.

c. National Stock Number. Indicates the National stock number assigned to the item and will be used for requisitioning purpose.

d. Part Number. Indicates the primary number used by the manufacturer (individual, company, firm, corporation, or Government activity), which controls the design and characteristics of the item by means of its engineering drawings, specifications, standards, and inspection requirements to identify an item or range of items.

NOTE

When a stock numbered item is requisitioned, the repair part received may have a different part number than the part being replaced.

e. Federal Supply Code for Manufacturer (FSCM). The FSCM is a 5-digit numeric code listed in SB 708-42 which is used to identify the manufacturer, distributor, or Government agency, etc.

f. Description. Indicates the Federal item name and, if required, a minimum description to identify the item.

g. Unit of Measure (U/M). Indicates the standard of the basic quantity of the listed item as used in performing the actual maintenance function. This measure is expressed by a two-character alphabetical abbreviation (e.g., ea, in, pr, etc). When the unit of measure differs from the unit of issue, the lowest unit of issue that will satisfy the required units of measure will be requisitioned.

k. Quantity Incorporated in Unit. Indicates the quantity of the item used in the breakout shown on the illustration figure, which is primed for a functional group, subfunctional group, or an assembly.

4. Special Information

a. Detailed assembly instruction for items source coded to be assembly are found in TM 11-6625-247-15. Assembly components are listed immediately following the item to be assembled.

b. The following publication pertains to the AN/ ASM-61 and its components: TM 11-6625-247-15, Test Set, Gyro Magnetic Compass AN/ASM-61.

5. How to Locate Repair Parts

a. When National stock number or part number is unknown.

(1) First. Using the table of contents, determine the functional group within which the item belongs. This is necessary since illustrations are prepared for functional groups and listings are divided into the same groups.

(2) Second. Find the illustration covering the functional group to which the item belongs

(3) Third. Identify the item on the illustration and note the illustration figure and item number of the item.

(4) Fourth. Using the Repair Parts Listing, find the figure and item number noted on the illustration.

b. When National stock number or part number is known.

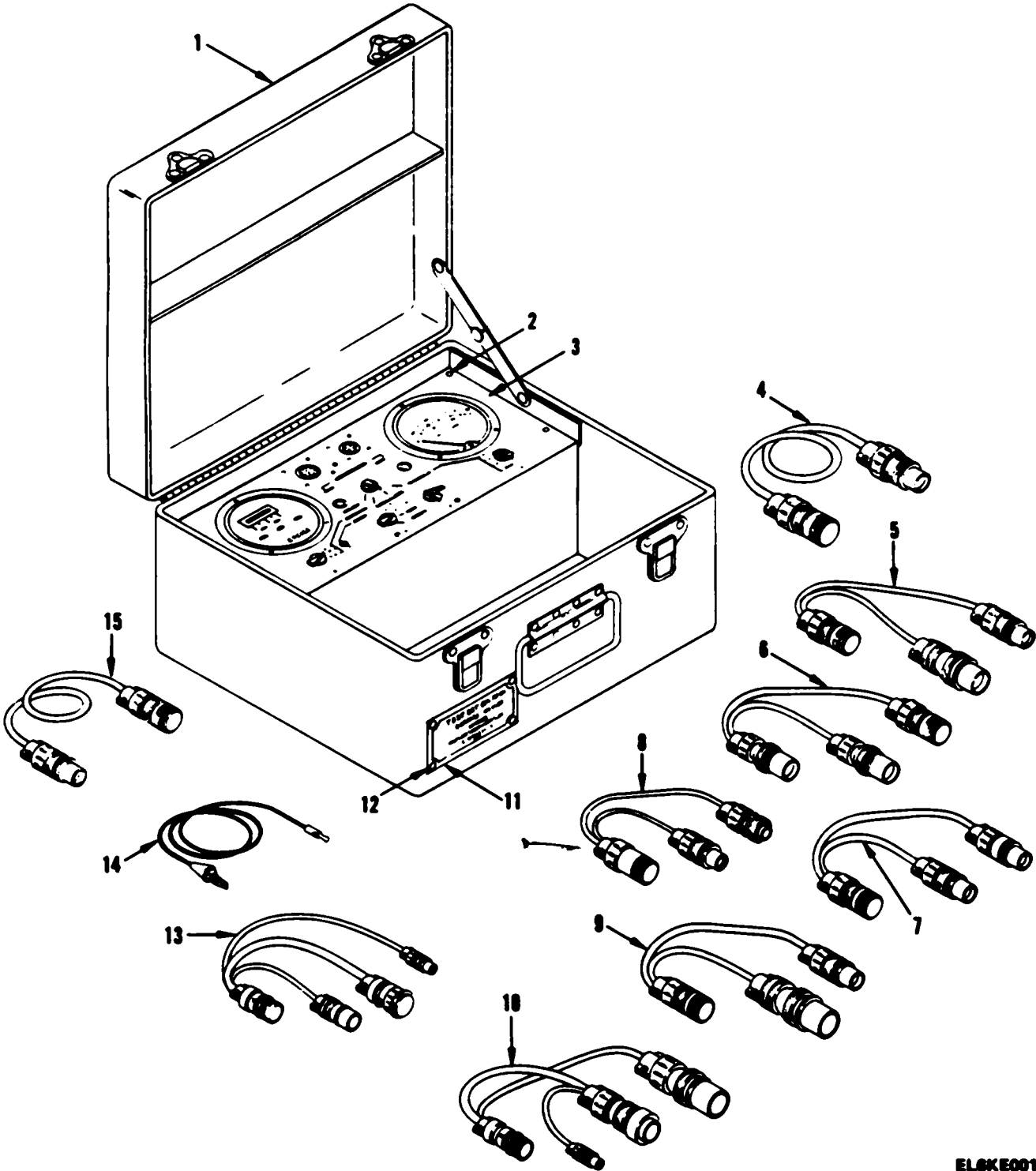
(1) First. Using the Index of National Stock Numbers and Part Numbers, find the pertinent National stock number or part number. This index is in NIIN sequence followed by a list of part numbers in alphameric sequence, cross-referenced to the illustration figure number and item number.

(2) Second. After finding the figure and item number, locate the figure and item number in the repair parts list.

6. Abbreviations

Not applicable.

(Next printed page is 4)



EL6KE001

Figure 1. Test Set, Gyro Magnetic Compass AN/ASM-61

SECTION II

TM 11-6625-247-24P

(1) ILLUSTRATION		(2)	(3)	(4)	(5)	(6) DESCRIPTION	(7)	(8)
(a) FIG NO.	(b) ITEM NO.	SMR CODE	NATIONAL STOCK NUMBER	PART NUMBER	FSCM	USABLE ON CODE	U/M	QTY INC IN UNIT
						GROUP 00 TEST SET, GYRO MAGNETIC COMPASS AN/ASM-61		
1	1	XDHHH		349-02	83490	CASE ASSEMBLY	EA	1
1	2	XDHZZ		AN526-632RB	88044	SCREW, MACHINE	EA	4
1	3	AHHHH		349-01	83490	PANEL ASSEMBLY	EA	1
1	4	XDOHH		CX11160/U	80058	CABLE ASSEMBLY	EA	1
1	5	PADHH	5995-00-857-9954	CX11168/ASM61	80058	CABLE ASSEMBLY, SPEC	EA	1
1	6	PADHH	5995-00-821-2591	CX11164/ASM61	80058	CABLE ASSEMBLY, SPEC	EA	1
1	7	PADHH	5995-00-821-2592	CX11165/ASM61	80058	LEAD ASSEMBLY, ELECT	EA	1
1	8	PADHH	5995-00-857-9950	CX11163/ASM61	80058	CABLE ASSEMBLY, SPEC	EA	1
1	9	PADHH	5995-00-821-2594	CX11167/ASM61	80058	LEAD ASSEMBLY, ELECT	EA	1
1	10	PADHH	5995-00-821-2593	CX11166/ASM61	80058	CABLE ASSEMBLY, SPEC	EA	1
1	11	XDHZZ		V32900014	83490	PLATE, IDENT	EA	1
1	12	XDHZZ		AN470DD3-4	88044	RIVET, SOLID	EA	4
1	13	PADHH	5995-00-857-9953	CX11162/ASM61	80058	CABLE ASSEMBLY, SPEC	EA	1
1	14	XDOHH		CX11169/ASM61	80058	TEST LEAD ASSEMBLY	EA	1
1	15	PADHH	5995-00-808-8978	CX11161/U	80058	CABLE ASSEMBLY, SPEC	EA	1

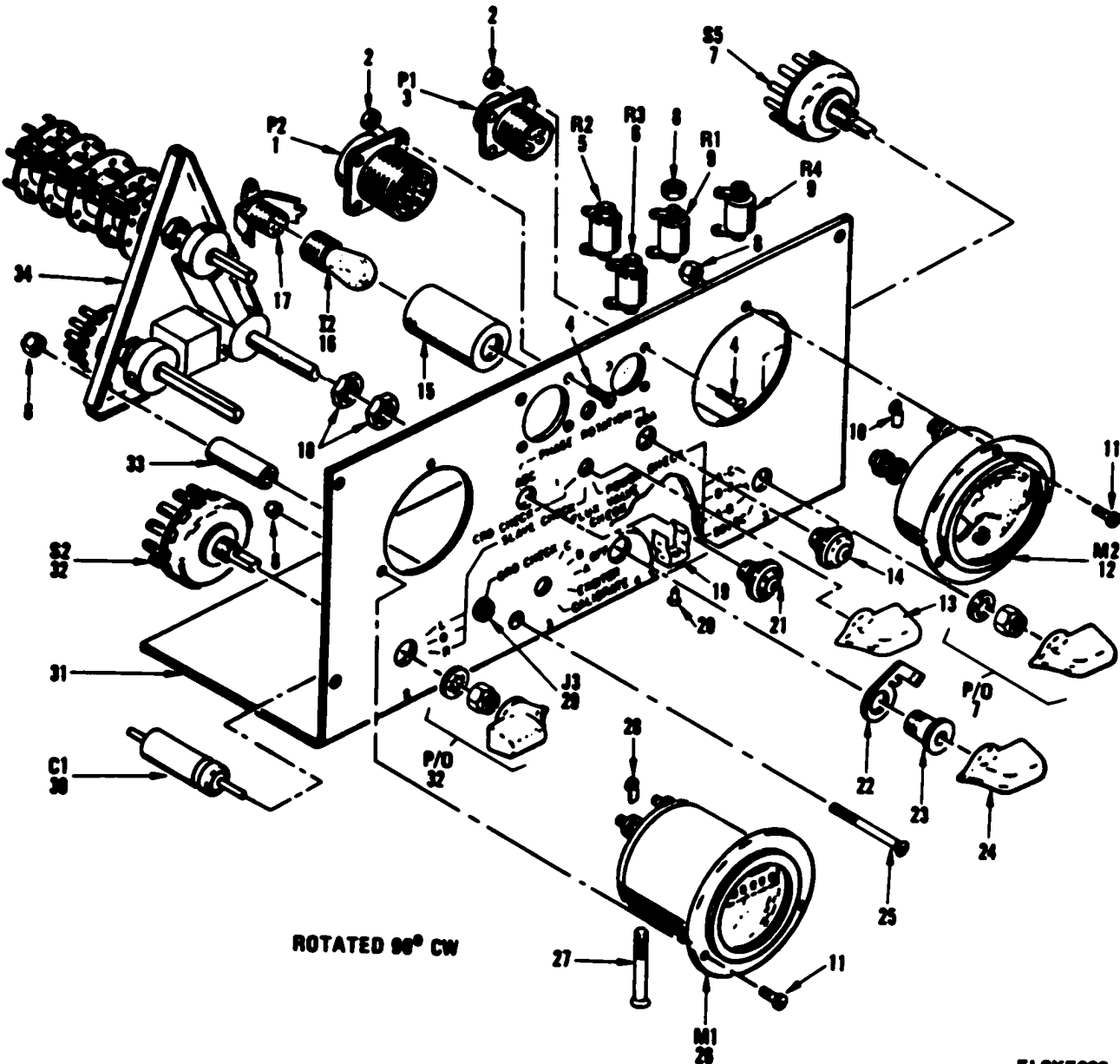


Figure 2. Panel Assembly

SECTION II

TM 11-6625-247-24P

(1) ILLUSTRATION		(2)	(3)	(4)	(5)	(6) DESCRIPTION	(7)	(8)
(a) FIG NO.	(b) ITEM NO.	SMR CODE	NATIONAL STOCK NUMBER	PART NUMBER	FSCM	USABLE ON CODE	U/M	QTY INC IN UNIT
						GROUP 01 PANEL ASSEMBLY		
2	1	XDHZZ	5935-00-007-0830	MS3102A18-1P	96906	CONNECTOR, RECEPTACL.....	EA	1
2	2			AN365B440	88044	NUT, SELF-LOCKING, HE	EA	8
2	3	XDHZZ	5935-00-814-4120	MS3102R14S2P	96906	CONNECTOR, RECEPTACL.....	EA	1
2	4	XDHZZ	5305-00-207-7468	MS35214-16	96906	SCREW, MACHINE	EA	8
2	5	XDHZZ		RB18CE4000D	81349	RESISTOR, FIXED	EA	1
2	6	XDHZZ	5905-00-017-6856	RB18CE15752D	81349	RESISTOR, FIXED	EA	1
2	7	XDHZZ		349-06	83490	SWITCH, ROTARY	EA	1
2	8	XDHZZ		AN365B632	88044	NUT, SELF-LOCKING, HE	EA	13
2	9	XDHZZ	5905-00-060-5717	RB18CE15002F	81349	RESISTOR, FIXED	EA	2
2	10	XDHZZ	5940-00-557-1629	MS25036-149	96906	TERMINAL, LUG	EA	2
2	11	PAHZZ	5305-00-638-0502	AN515B6-10	88044	SCREW, MACHINE	EA	6
2	12	XDHZZ		349-04	83490	METER, CALIBRATION.....	EA	1
2	13	PAOZZ	5355-00-160-6096	366	37942	KNOB	EA	1
2	14	XDHZZ		349-01-2	83490	LENS, IND LIGHT.....	EA	1
2	15	XDHZZ		349-23	83490	SHIELD, LAMP	EA	2
2	16	PAHZZ	6240-00-143-7432	656-125V	72619	LAMP, INCANDESCENT	EA	2
2	17	XDHZZ		349-01-7	83490	LAMPHOLDER	EA	2
2	18	XDHZZ	5975-00-614-3555	AN3066-3	88044	LOCKNUT, ELECTRICAL.....	EA	2
2	19	XDHZZ		4003	74840	CLIP, CAPACITOR MTG	EA	1
2	20	XDHZZ	5320-00-754-0822	AN470AD4-5	88044	RIVET, SOLID	EA	1
2	21	XDHZZ		349-01-1	83490	LENS, IND LIGHT.....	EA	1
2	22	XDHZZ		349-22	83490	STOP	EA	1
2	23	XDHZZ		349-21	83490	BUSHING	EA	1
2	24	XDOZZ		366-1	83490	KNOB, CONTROL	EA	1
2	25	XDHZZ		AN505B6-28	88044	SCREW, MACHINE	EA	3
2	26	XDHZZ		4997	07239	METER, ELECTRICAL FR.....	EA	1
2	27	XDHZZ	5305-00-954-5634	AN505B6-24	88044	SCREW, MACHINE	EA	4
2	28	XDHZZ	5940-00-143-4771	MS25036-103	96906	TERMINAL, LUG	EA	2
2	29	XDHZZ	5935-00-258-9897	205-103	83330	JACK, TIP	EA	1
2	30	XDHZZ		163P22494	56289	CAPACITOR, FIXED	EA	1
2	31	XDHZZ		349-24	83490	PANEL.....	EA	1
2	32	XDHZZ		349-05	83490	SWITCH, ROTARY	EA	1
2	33	XDHZZ		349-08	83490	SPACER, SLEEVE	EA	3
2	34	AHHHH		349-07	83490	CONTROL ASSEMBLY	EA	1

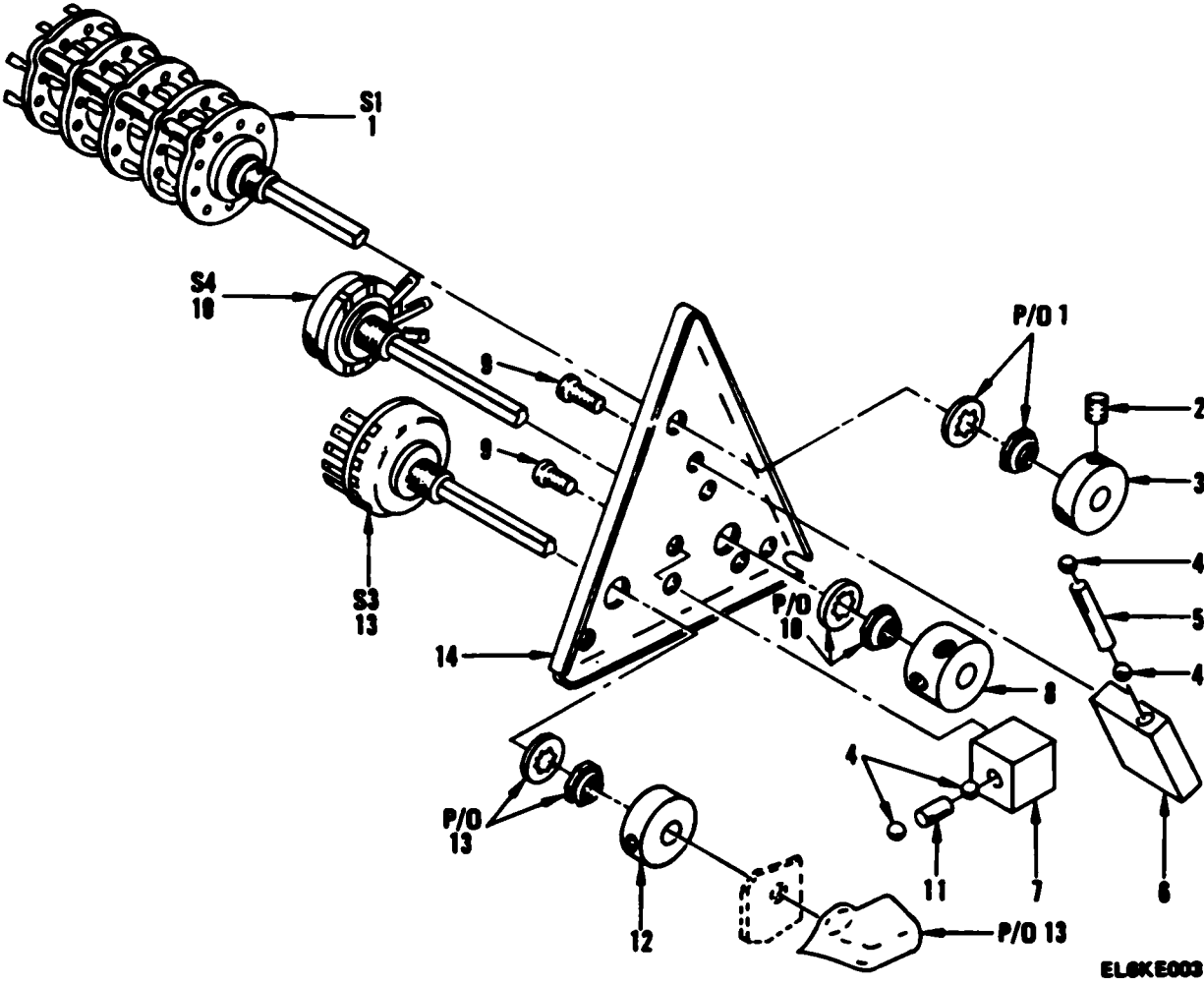


Figure 3. Control Assembly

SECTION II

TM 11-6625-247-24P

(1) ILLUSTRATION		(2)	(3)	(4)	(5)	(6) DESCRIPTION	(7)	(8)
(a) FIG NO.	(b) ITEM NO.	SMR CODE	NATIONAL STOCK NUMBER	PART NUMBER	FSCM	USABLE ON CODE	U/M	QTY INC IN UNIT
						GROUP 0101 CONTROL ASSEMBLY		
3	1	XDHZZ		349-12	83490	SWITCH, ROTARY	EA	1
3	2	XDHZZ	5305-00-637-5871	AN565A6H6	88044	SETSCREW	EA	3
3	3	XDHZZ		349-09	83490	CAM, SWITCH.....	EA	1
3	4	XDHZZ		349-07-1	83490	BALL, STEEL.....	EA	4
3	5	XDHZZ		349-15	83490	BAR	EA	1
3	6	XDHZZ		349-18	83490	GUIDE	EA	1
3	7	XDHZZ		349-17	83490	GUIDE	EA	1
3	8	XDHZZ		3469-10	83490	CAM, RHEOSTAT	EA	1
3	9	XDHZZ	5305-00-889-2997	AN515-4-6	8804	SCREW, MACHINE	EA	4
3	10	XDHZZ		349-13	83490	RHEOSTAT	EA	1
3	11	XDHZZ		349-16	83490	BAR	EA	1
3	12	XDHZZ		349-11	83490	CAM, SWITCH.....	EA	3
3	13	XDHZZ		349-14	83490	SWITCH	EA	1
3	14	XDHZZ		349-19	83490	BRACKET.....	EA	1

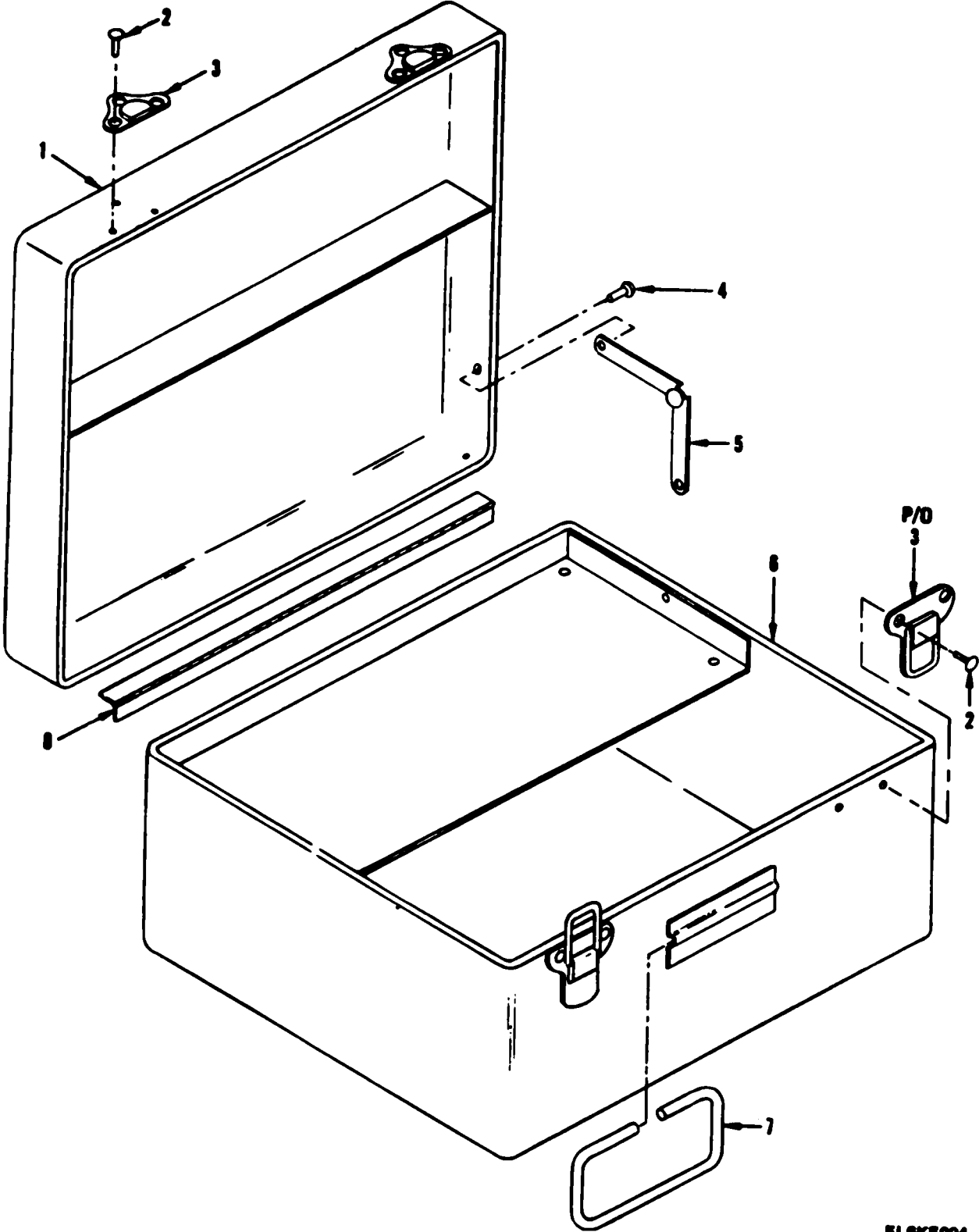


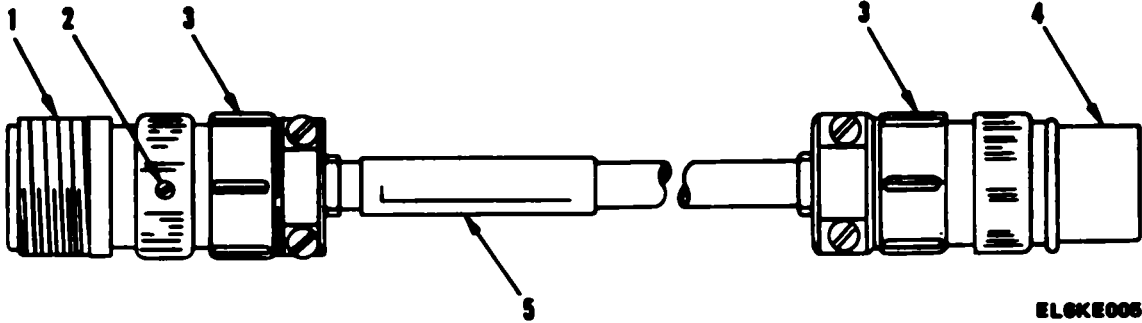
Figure 4. Case Assembly

ELGKE004

SECTION II

TM 11-6625-247-24P

(1) ILLUSTRATION		(2)	(3)	(4)	(5)	(6) DESCRIPTION	(7)	(8)
(a) FIG NO.	(b) ITEM NO.	SMR CODE	NATIONAL STOCK NUMBER	PART NUMBER	FSCM	USABLE ON CODE	U/M	QTY INC IN UNIT
						GROUP 02 CASE ASSEMBLY		
4	1	XDHZZ		349-02-1	83490	CASE ASSEMBLY, TOP	EA	1
4	2	XDHZZ	5320-00-165-8815	AN470B-4-7	88044	RIVET, SOLID	EA	1
4	3	XDHZZ		1771-3-4	14608	CATCH, CLAMPING.....	EA	2
4	4	XDHZZ		349-01-12	83490	RIVET.....	EA	2
4	5	XDHZZ		349-47	83490	SUPPORT ASSY.....	EA	2
4	6	XDHZZ		349-02-2	83490	CASE ASSEMBLY, BTM	EA	1
4	7	XDHZZ		349-45	83490	HANDLE	EA	1
4	8	XDHZZ		AN257-2-1150	8804	HINGE	EA	1



EL6KE005

Figure 5. Special Cable Assembly CX-11160/U

SECTION II

TM 11-6625-247-24P

(1) ILLUSTRATION		(2)	(3)	(4)	(5)	(6) DESCRIPTION	(7)	(8)
(a) FIG NO.	(b) ITEM NO.	SMR CODE	NATIONAL STOCK NUMBER	PART NUMBER	FSCM	USABLE ON CODE	U/M	QTY INC IN UNIT
						GROUP 03 SPECIAL CABLE ASSEMBLY		
5	1	XDHZZ	5935-00-227-8401	MS3101A18-1P	96906	CONNECTOR, PLUG, ELEC	EA	1
5	2	XDHZZ	5305-00-253-5606	MS21318-7	96906	SCREW, DRIVE	EA	1
5	3	XDHZZ	5935-00-809-0786	MS3057-10A	96906	CLAMP, CABLE, ELECTRI	EA	2
5	4	XDHZZ	5935-00-539-2230	MS3106A18-1SC	96906	CONNECTOR, PLUG, ELEC	EA	1
5	5	XDHZZ		349-26	83490	SLEEVE, MKR, CABLE	EA	1

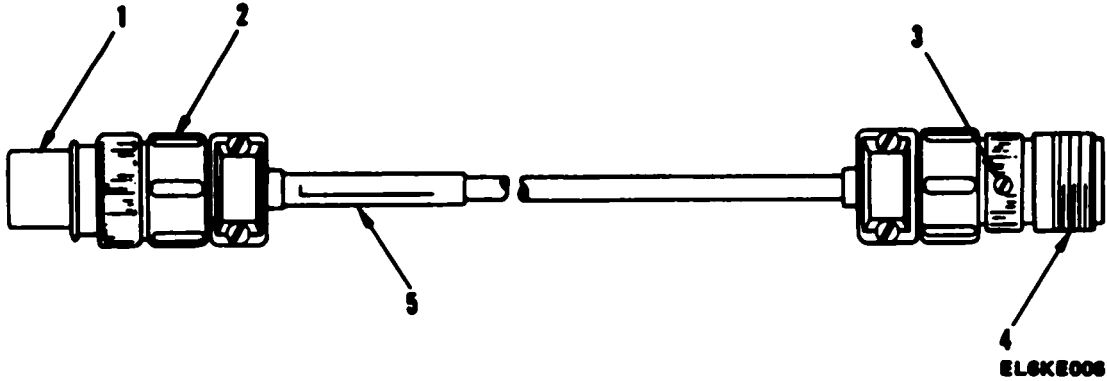


Figure 6. Special Cable Assembly, CX-11161/U

SECTION II

TM 11-6625-247-24P

(1) ILLUSTRATION		(2)	(3)	(4)	(5)	(6) DESCRIPTION	(7)	(8)
(a) FIG NO.	(b) ITEM NO.	SMR CODE	NATIONAL STOCK NUMBER	PART NUMBER	FSCM	USABLE ON CODE	U/M	QTY INC IN UNIT
						GROUP 04 SPECIAL CABLE ASSEMBLY CX-11161/U		
6	1	XDHZZ	5935-00-644-9401	MS3106A14S2S	96906	CONNECTOR, PLUG, ELEC.....	EA	1
6	2	XDHZZ	5935-00-280-2195	MS30557-6A	96906	ADAPTER, CABLE CLAMP.....	EA	2
6	3	XDHZZ	5305-00-253-5606	MS21318-7	96906	SCREW, DRIVE.....	EA	1
6	4	XDHZZ	5935-00-201-6427	MS3101A14S2P	96906	CONNECTOR, PLUG, ELEC.....	EA	1
6	5	XDHZZ		349-28	83490	SLEEVE, MKR, CABLE.....	EA	1

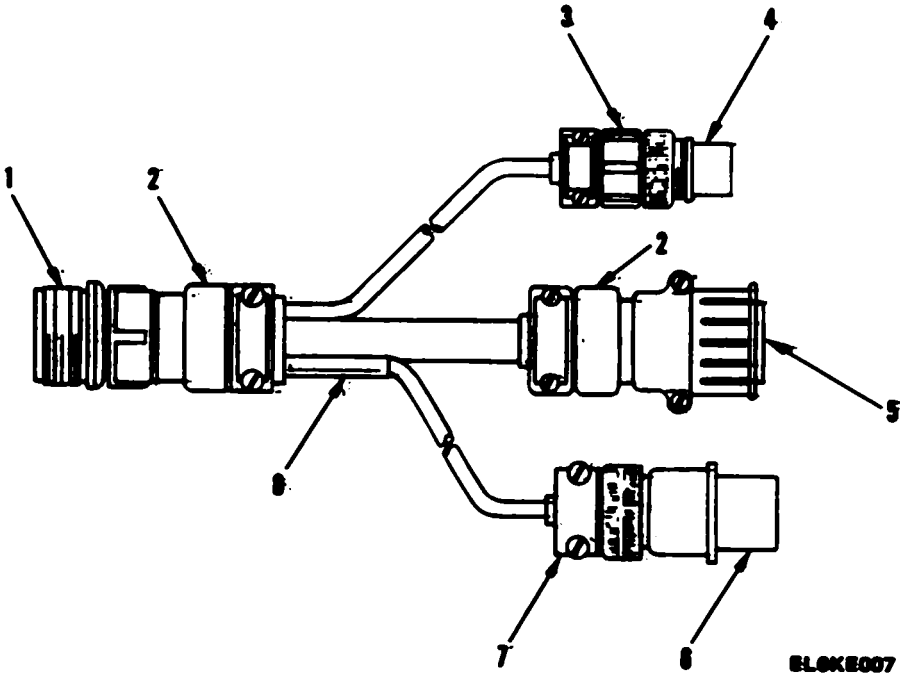


Figure 7. Special Cable Assembly CX-11162/ASM-61

SECTION II

TM 11-6625-247-24P

(1) ILLUSTRATION		(2)	(3)	(4)	(5)	(6) DESCRIPTION	(7)	(8)
(a) FIG NO.	(b) ITEM NO.	SMR CODE	NATIONAL STOCK NUMBER	PART NUMBER	FSCM	USABLE ON CODE	U/M	QTY INC IN UNIT
						GROUP 05 SPECIAL CABLE ASSEMBLY CX-11162/ASM-61		
7	1	XDHZZ	5935-00-643-5385	MS3101A20-29P	96906	CONNECTOR, PLUG, ELEC.....	EA	1
7	2	XDHZZ	5935-00-223-0572	MS3057-12A	96906	ADAPTER, CABLE CLAMP.....	EA	2
7	3	XDHZZ	5935-00-280-2195	MS3057-6A	96906	ADAPTER, CABLE CLAMP.....	EA	1
7	4	XDHZZ	5935-00-644-9401	MS3106A14S2S	96906	CONNECTOR, PLUG ELEC.....	EA	1
7	5	XDHZZ		MS3106A20-29S	96906	CONN, PLUG, ELECT.....	EA	1
7	6	XDHZZ	5935-00-539-2230	MS3106A18-1SC	96906	CONNECTOR, PLUG, ELEC.....	EA	1
7	7	XDHZZ	5935-00-809-0786	MS3057-10A	96906	CLAMP, CABLE, ELECTRI.....	EA	1
7	8	XDHZZ		349-30	83490	SLEEVE, CABLE.....	EA	1

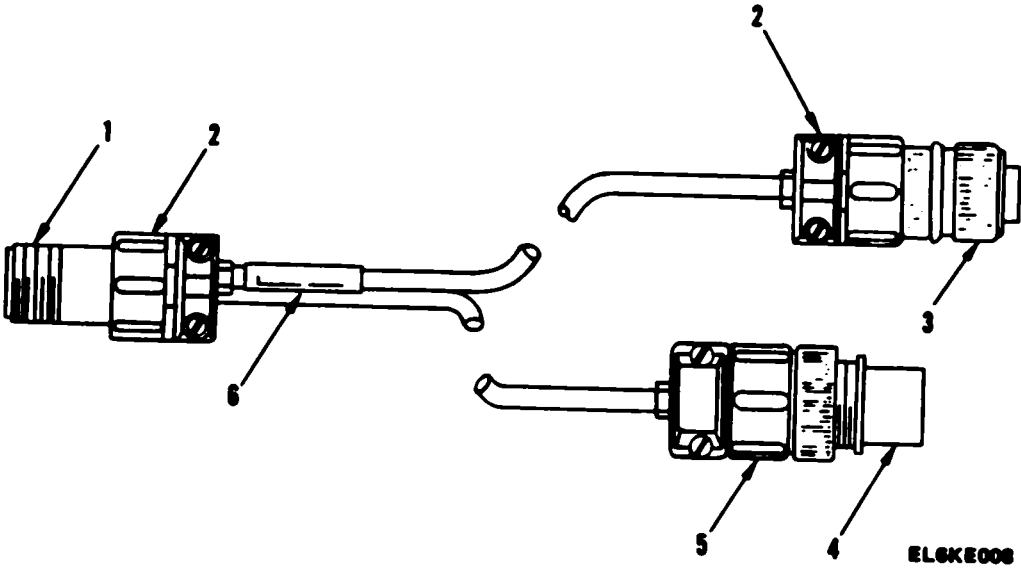


Figure 8. Special Cable Assembly, CX-11163/ASM-61

SECTION II

TM 11-6625-247-24P

(1) ILLUSTRATION		(2)	(3)	(4)	(5)	(6) DESCRIPTION	(7)	(8)
(a) FIG NO.	(b) ITEM NO.	SMR CODE	NATIONAL STOCK NUMBER	PART NUMBER	FSCM	USABLE ON CODE	U/M	QTY INC IN UNIT
						GROUP 06 SPECIAL CABLE ASSEMBLY CX-11163/ASM-61		
8	1	XDHZZ	5935-00-258-7949	MS3101A10SL3P	96906	CONNECTOR, PLUG, ELEC.....	EA	1
8	2	XDHZZ	5935-00-240-0173	MS3057-4	96906	CLAMP, CABLE, ELECTRI.....	EA	2
8	3	XDHZZ	5935-00-539-2650	MS3106A102SL3S	96906	CONNECTOR, PLUG, ELEC.....	EA	1
8	4	XDHZZ	5935-00-644-9401	MS3106A14S2S	96906	CONNECTOR, PLUG, ELEC.....	EA	1
8	5	XDHZZ	5935-00-280-2195	MS3057-6A	96906	ADAPTER, CABLE CLAMP.....	EA	1
8	6	XDHZZ		349-40	83490	SLEEVE, MARKER, CABLE.....	EA	1

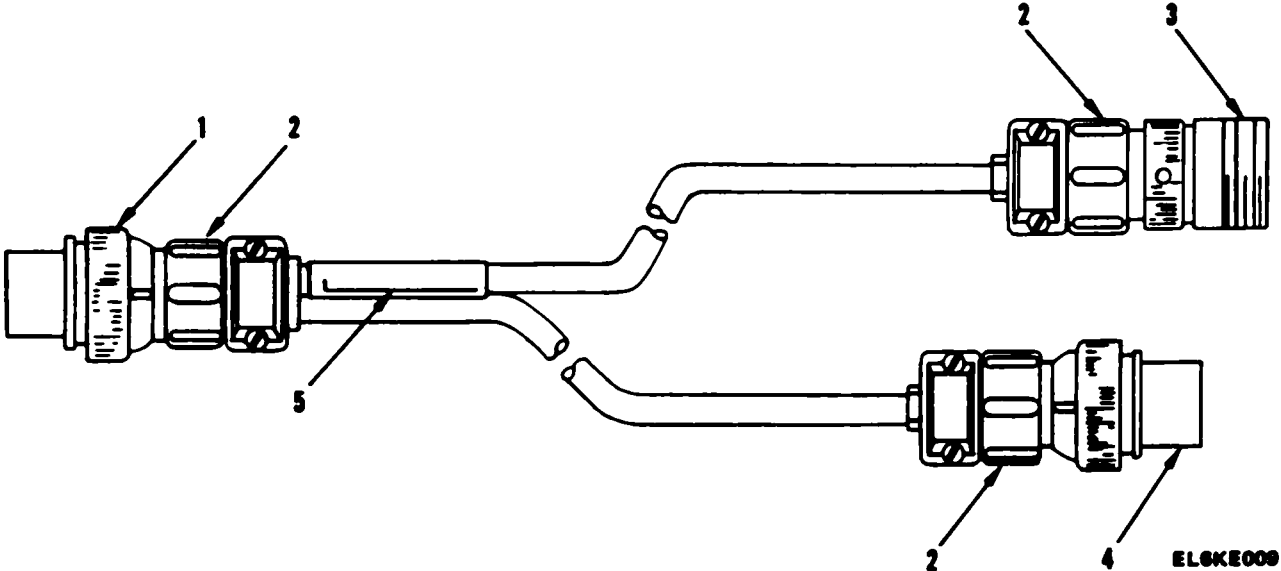
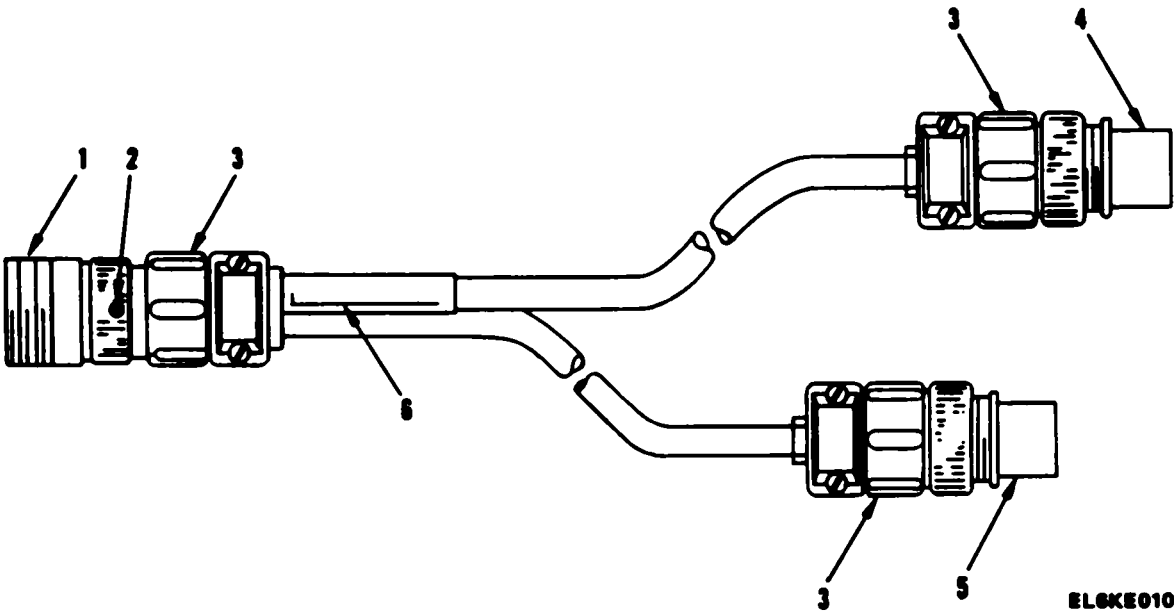


Figure 9. Special Cable Assembly CX-1164/ASM-61

SECTION II

TM 11-6625-247-24P

(1) ILLUSTRATION		(2)	(3)	(4)	(5)	(6) DESCRIPTION	(7)	(8)
(a) FIG NO.	(b) ITEM NO.	SMR CODE	NATIONAL STOCK NUMBER	PART NUMBER	FSCM	USABLE ON CODE	U/M	QTY INC IN UNIT
						GROUP 07 SPECIAL CABLE ASSEMBLY CX-11164/ASM-61		
9	1	XDHZZ	5935-00-539-2659	MS3106A14S5SC	96906	CONNECTOR, PLUG, ELEC	EA	1
9	2	XDHZZ	5935-00-280-2195	MS3057-6A	96906	ADAPTER, CABLE CLAMP	EA	3
9	3	XDHZZ	5935-00-201-7983	MS3106A14S-5P	96906	CONNECTOR, PLUG, ELEC	EA	1
9	4	XDHZZ	5935-00-644-9401	MS3106A14S2S	96906	CONNECTOR, ELEC.....	EA	1
9	5	XDHZZ		349-34	83490	SLEEVE, MARKER, CABLE	EA	1



EL6KE010

Figure 10. Electrical Lead Assembly CX-11165/ASM-61

SECTION II

TM 11-6625-247-24P

(1) ILLUSTRATION		(2)	(3)	(4)	(5)	(6) DESCRIPTION	(7)	(8)
(a) FIG NO.	(b) ITEM NO.	SMR CODE	NATIONAL STOCK NUMBER	PART NUMBER	FSCM	USABLE ON CODE	U/M	QTY INC IN UNIT
						GROUP 08 ELECTRICAL LEAD ASSEMBLY CX-11165/ASM-61		
10	1	XDHZZ	5935-00-549-4955	MS3101A14S6P	96906	CONNECTOR, PLUG, ELEC.....	EA	1
10	2	XDHZZ	5305-00-253-5606	MS21318-7	96906	SCREW, DRIVE	EA	1
10	3	XDHZZ	5935-00-280-2195	MS3057-6A	96906	ADAPTER, CABLE CLAMP	EA	1
10	4	XDHZZ	5935-00-553-3304	MS3106A14S6S	96906	CONNECTOR, PLUG, ELEC.....	EA	1
10	5	XDHZZ	5935-00-644-9401	MS3106A14S2S	96906	CONNECTOR, PLUG, ELEC.....	EA	1
10	6	XDHZZ		349-38	83490	SLEEVE, MARKER, CABLE	EA	1

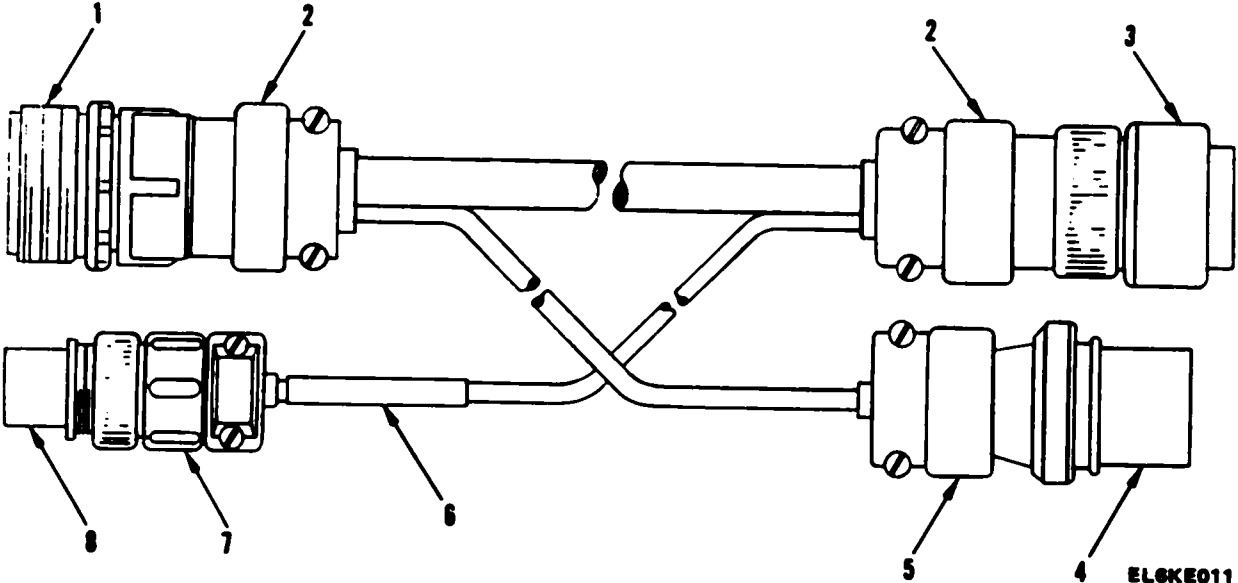


Figure 11. Special Cable Assembly CX-11166/ASM-61

SECTION II

TM 11-6625-247-24P

(1) ILLUSTRATION		(2)	(3)	(4)	(5)	(6) DESCRIPTION	(7)	(8)
(a) FIG NO.	(b) ITEM NO.	SMR CODE	NATIONAL STOCK NUMBER	PART NUMBER	FSCM	USABLE ON CODE	U/M	QTY INC IN UNIT
						GROUP 09 SPECIAL CABLE ASSEMBLY CX-11166/ASM-61		
11	1	XDHZZ	5935-00-878-7093	MS3101R20-27P	96906	CONNECTOR, PLUG, ELEC.....	EA	1
11	2	XDHZZ	5935-00-223-0572	MS3057-12A	96906	ADAPTER, CABLE CLAMP.....	EA	2
11	3	XDHZZ	5935-00-552-4709	MS3106A20-27S	96906	CONNECTOR, PLUG ELEC.....	EA	1
11	4	XDHZZ	5935-00-539-2230	MS3106A18-1SC	96906	CONNECTOR, PLUG ELEC.....	EA	1
11	5	XDHZZ	5935-00-809-0786	MS3057-10A	96906	CLAMP, CABLE, ELECTRI.....	EA	1
11	6	XDHZZ		349-32	83490	SLEEVE, MARKER, CABLE.....	EA	1
11	7	XDHZZ	5935-00-280-2195	MS3057-6A	96906	ADAPTER, CABLE CLAMP.....	EA	1
11	8	XDHZZ	5935-00-644-9401	MS3106A14S2S	96906	CONNECTOR, PLUG, ELEC.....	EA	1

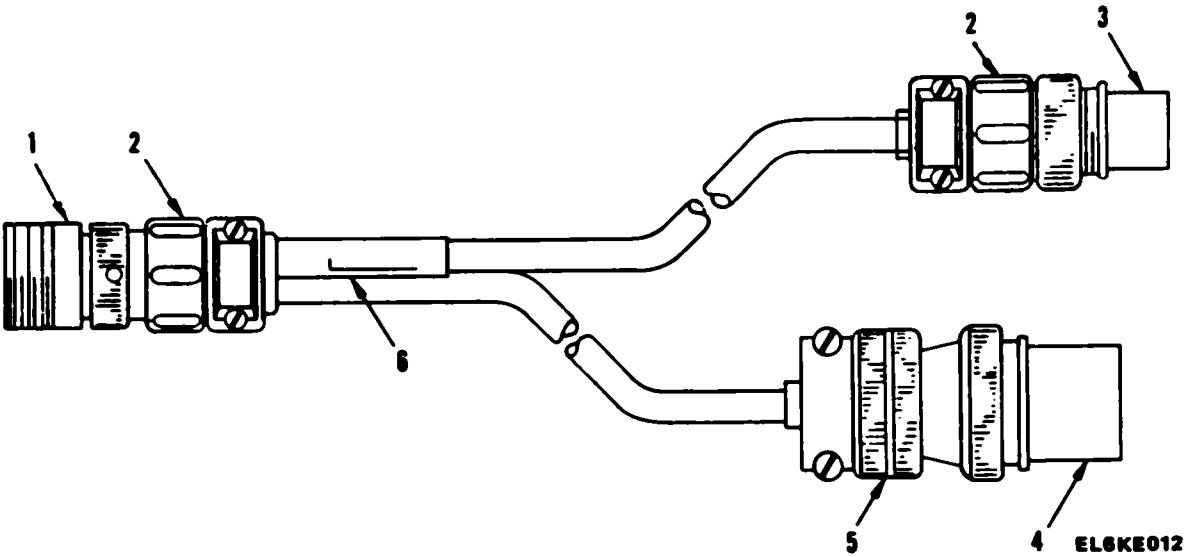


Figure 12. Electrical Lead Assembly CX- 11167/ASM-61

SECTION II

TM 11-6625-247-24P

(1) ILLUSTRATION		(2)	(3)	(4)	(5)	(6) DESCRIPTION	(7)	(8)
(a) FIG NO.	(b) ITEM NO.	SMR CODE	NATIONAL STOCK NUMBER	PART NUMBER	FSCM	USABLE ON CODE	U/M	QTY INC IN UNIT
						GROUP 10 ELECTRICAL LEAD ASSEMBLY CX-11167/ASM-61		
12	1	XDHZZ	5935-00-539-2226	MS31010A14S5S	96906	CONNECTOR, PLUG, ELEC.....	EA	1
12	2	XDHZZ	5935-00-280-2195	MS3057-6A	96906	ADAPTER, CABLE CLAMP.....	EA	2
12	3	XDHZZ	5935-00-201-7983	MS3106A14S5P	96906	CONNECTOR, PLUG, ELEC.....	EA	1
12	4	XDHZZ	5935-00-539-2230	MS3106A18-1SC	96906	CONNECTOR, PLUG, ELEC.....	EA	1
12	5	XDHZZ	5935-00-809-0786	MS3057-10A	96906	CLAMP, CABLE, ELECTRI.....	EA	1
12	6	XDHZZ		349-36	83490	SLEEVE, MARKER, CABLE.....	EA	1

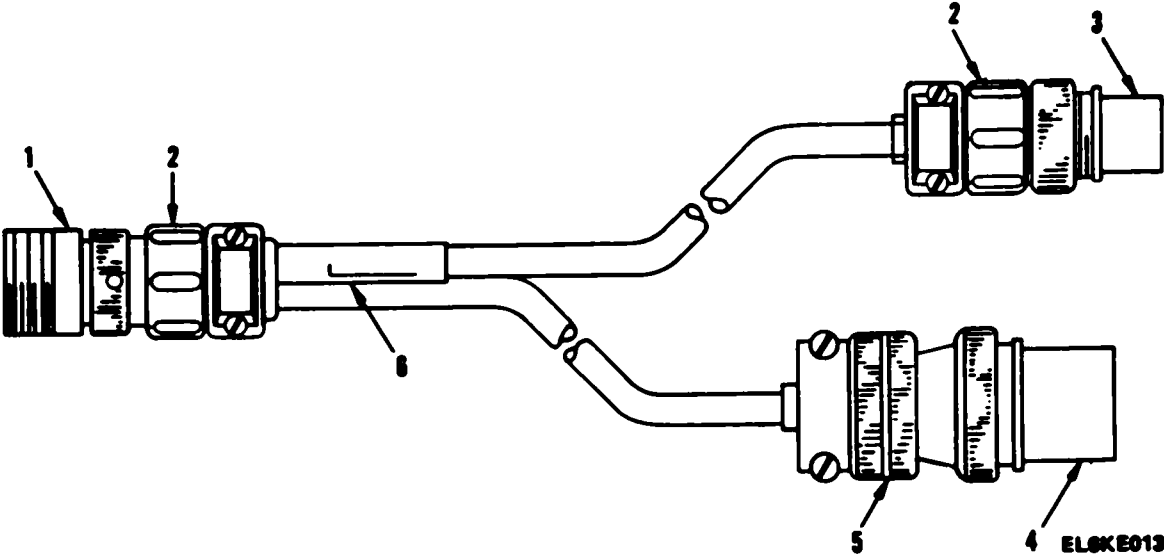


Figure 13. Special Cable Assembly CX-11168/ASM-61

SECTION II

TM 11-6625-247-24P

(1) ILLUSTRATION		(2)	(3)	(4)	(5)	(6) DESCRIPTION	(7)	(8)
(a) FIG NO.	(b) ITEM NO.	SMR CODE	NATIONAL STOCK NUMBER	PART NUMBER	FSCM	USABLE ON CODE	U/M	QTY INC IN UNIT
						GROUP 11 SPECIAL CABLE ASSEMBLY CX-11168/ASM-61		
13	1	XDHZZ		MS3101A14S6S	96906	CONN, RECP, ELEC	EA	1
13	2	XDHZZ	5935-00-280-2195	MS3057-6A	96906	ADAPTER, CABLE CLAMP	EA	3
13	3	XDHZZ	5935-00-665-7657	MS3106A14S6P	96906	CONNECTOR, PLUG, ELEC	EA	1
13	4	XDHZZ	5935-00-539-2230	MS3106A18-1SC	96906	CONNECTOR, PLUG, ELEC	EA	1
13	5	XDHZZ	5935-00-809-0786	MS3057-10A	96906	CLAMP, CABLE, ELECTRI	EA	1
13	6	XDHZZ		349-42	83490	SLEEVE, MARKER, CABLE	EA	1

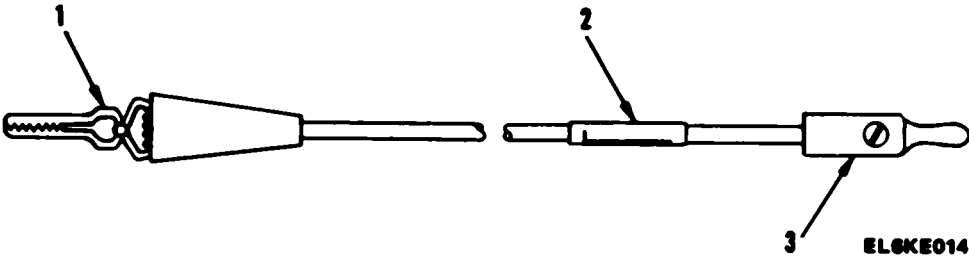


Figure 14. Test Lead Assembly CX-11169/ASM-61

SECTION II

TM 11-6625-247-24P

(1) ILLUSTRATION		(2)	(3)	(4)	(5)	(6) DESCRIPTION	(7)	(8)
(a) FIG NO.	(b) ITEM NO.	SMR CODE	NATIONAL STOCK NUMBER	PART NUMBER	FSCM	USABLE ON CODE	U/M	QTY INC IN UNIT
						GROUP 12 TEST LEAD ASSEMBLY CX-11169/ASM-61		
14	1	XDHZZ	5999-00-065-1833	85	76545	CLIP, ALLIGATOR.....	EA	1
14	2	XDHZZ		349-44	83490	TAG, IDENTIFICATION.....	EA	1
15	3	XDHZZ	5935-00-925-0341	211(BLACK)	83330	PLUG, TIP.....	EA	1

NATIONAL STOCK NUMBER AND PART NUMBER INDEX

STOCK NUMBER	FIG. NO.	ITEM NO.	STOCK NUMBER	FIG. NO.	ITEM NO.
5935-00-007-0830	2	1	5935-00-539-2659	9	1
5905-00-017-6856	2	6	5935-00-549-4955	10	1
5905-00-060-5717	2	9	5935-00-552-4709	11	3
5999-00-065-1833	14	1	5935-00-553-3304	10	4
5940-00-143-4771	2	28	5940-00-557-1629	2	10
6240-00-143-7432	2	16	5975-00-614-3555	2	18
5320-00-165-8815	4	2	5305-00-638-0502	2	11
5935-00-201-6427	6	4	5935-00-643-5385	7	1
5935-00-201-7983	9	3	5935-00-644-9401	6	1
5935-00-201-7983	12	3	5935-00-644-9401	7	4
5305-00-207-7468	2	4	5935-00-644-9401	8	4
5935-00-223-0572	7	2	5935-00-644-9401	9	4
5935-00-223-0572	11	2	5935-00-644-9401	10	5
5935-00-227-8401	5	1	5935-00-644-9401	11	8
5935-00-240-0173	8	2	5935-00-665-7657	13	3
5305-00-253-5606	5	2	5320-00-754-0822	2	20
5305-00-253-5606	6	3	5995-00-808-8978	1	15
5305-00-253-5606	10	2	5935-00-809-0786	5	3
5935-00-258-7949	8	1	5935-00-809-0786	7	7
5935-00-258-9897	2	29	5935-00-809-0786	11	5
5935-00-280-2195	6	2	5935-00-809-0786	12	5
5935-00-280-2195	7	3	5935-00-809-0786	13	5
5935-00-280-2195	8	5	5935-00-814-4120	2	3
5395-00-280-2195	9	2	5995-00-821-2591	1	6
5935-00-280-2195	10	3	5995-00-821-2592	1	7
5935-00-280-2195	11	7	5995-00-821-2593	1	10
5935-00-280-2195	12	2	5995-00-821-2594	1	9
5935-00-280-2195	13	2	5995-00-857-9950	1	8
5935-00-539-2226	12	1	5995-00-857-9953	1	13
5935-00-539-2230	5	4	5995-00-857-9954	1	5
5935-00-539-2230	7	6	5935-00-878-7093	11	1
5935-00-539-2230	11	4	5305-00-889-2997	3	9
5935-00-539-2230	12	4	5935-00-925-0341	14	3
5935-00-539-2230	13	4	5305-00-954-5634	2	27
5935-00-539-2650	8	3			

PART NUMBER	FSCM	FIG. NO.	ITEM NO.	PART NUMBER	FSCM	FIG. NO.	ITEM NO.
AN257-2-1150	88044	4	8	MS3057-6A	96906	9	2
AN3066-3	88044	2	18	MS3057-6A	96906	10	3
AN365B440	88044	2	2	MS3057-6A	96906	11	7
AN365B632	88044	2	8	MS3057-6A	96906	12	2
AN470AD4-5	88044	2	20	MS3057-6A	96906	13	2
AN470B-4-7	88044	4	2	MS3101A10SL3P	96906	8	1
AN470DD3-4	88044	1	12	MS3101A14S2P	96906	6	4
AN505B6-24	88044	2	27	MS3101A14S6P	96906	10	1
AN505B6-28	88044	2	25	MS3101A14S6S	96906	13	1
AN515-4-6	88044	3	9	MS3101A18-1P	96906	5	1
AN515B6-10	88044	2	11	MS3101A20-29P	96906	7	1
AN526-632RB	88044	1	2	MS3101R20-27P	96906	11	1
AN565A6H6	88044	3	2	MS31010A14S5S	96906	12	1
CX11160/U	80058	1	4	MS3102A18-1P	96906	2	1
CX11161/U	80058	1	15	MS3102R14S2P	96906	2	3
CX11162/ASM61	80058	1	13	MS3106A102SL3S	96906	8	3
CX11163/ASM61	80058	1	8	MS3106A14S-5P	96906	9	3
CX11164/ASM61	80058	1	6	MS3106A14S2S	96906	6	1
CX11165/ASM61	80058	1	7	MS3106A14S2S	96906	7	4
CX11166/ASM61	80058	1	10	MS3106A14S2S	96906	8	4
CX11167/ASM61	80058	1	9	MS3106A14S2S	96906	9	4
CX11168/ASM61	80058	1	5	MS3106A14S2S	96906	10	5
CX11169/ASM61	80058	1	14	MS3106A14S2S	96906	11	8
MS21318-7	96906	5	2	MS3106A14S5P	96906	12	3
MS21318-7	96906	6	3	MS3106A14S5SC	96906	9	1
MS21318-7	96906	10	2	MS3106A14S6P	96906	13	3
MS25036-103	96906	2	28	MS3106A14S6S	96906	10	4
MS25036-149	96906	2	10	MS3106A18-1SC	96906	5	4
MS3057-10A	96906	5	3	MS3106A18-1SC	96906	7	6
MS3057-10A	96906	7	7	MS3106A18-1SC	96906	11	4
MS3057-10A	96906	11	5	MS3106A18-1SC	96906	12	4
MS3057-10A	96906	12	5	MS3106A18-1SC	96906	13	4
MS3057-10A	96906	13	5	MS3106A20-27S	96906	11	3
MS3057-12A	96906	7	2	MS3106A20-29S	96906	7	5
MS3057-12A	96906	11	2	MS35214-16	96906	2	4
MS3057-4	96906	8	2	RB18CE15002F	81349	2	9
MS3057-6A	96906	6	2	RB18CE15752D	81349	2	6
MS3057-6A	96906	7	3	RB18CE4000D	81349	2	4
MS3057-6A	96906	8	5	V32900014	83490	1	11

PART NUMBER	FSCM	FIG. NO.	ITEM NO.	PART NUMBER	FSCM	FIG. NO.	ITEM NO.
163P22494	56289	2	30	349-17	83490	3	7
1771-3-4	14608	4	3	349-18	83490	3	6
205-103	83330	2	29	349-19	83490	3	14
211 (BLACK)	83330	14	3	349-21	83490	2	23
349-01	83490	1	3	349-22	83490	2	22
349-01-1	83490	2	21	349-23	83490	2	15
349-01-2	83490	2	14	349-24	83490	2	31
349-01-7	83490	2	17	349-26	83490	5	5
349-02	83490	1	1	349-28	83490	6	5
349-02-1	83490	4	1	349-30	83490	7	8
349-02-12	83490	4	4	349-32	83490	11	6
349-02-2	83490	4	6	349-34	83490	9	5
349-04	83490	2	12	349-36	83490	12	6
349-05	83490	2	32	349-38	83490	10	6
349-06	83490	2	7	349-40	83490	8	6
349-07	83490	2	34	349-42	83490	13	6
349-07-1	83490	3	4	349-44	83490	14	2
349-08	83490	2	33	349-45	83490	4	7
349-09	83490	3	3	349-47	83490	4	5
349-10	83490	3	8	366	37942	2	13
349-11	83490	3	12	366-1	83490	2	24
349-12	83490	3	1	4003	74840	2	19
349-13	83490	3	10	4997	07239	2	26
349-14	83490	3	13	6S6-125V	72619	2	16
349-15	83490	3	5	85	76545	14	1
349-16	83490	3	11				

33/(34 blank)

By Order of the Secretary of the Army:

E.C. MEYER
General, United States Army
Chief of Staff

Official:

J.C. PENNINGTON
Major General, United States Army
The Adjutant General

DISTRIBUTION:

To be distributed in accordance with DA Form 12-36A, Organizational literature requirements for AN/ASM-61.

RECOMMENDED CHANGES TO EQUIPMENT TECHNICAL PUBLICATIONS



THEN... JOT DOWN THE DOPE ABOUT IT ON THIS FORM, CAREFULLY TEAR IT OUT, FOLD IT AND DROP IT IN THE MAIL!

SOMETHING WRONG WITH THIS PUBLICATION?

FROM: (PRINT YOUR UNIT'S COMPLETE ADDRESS)

DATE SENT

PUBLICATION NUMBER

PUBLICATION DATE

PUBLICATION TITLE

BE EXACT... PIN-POINT WHERE IT IS

PAGE NO.

PARA-GRAPH

FIGURE NO.

TABLE NO.

IN THIS SPACE TELL WHAT IS WRONG AND WHAT SHOULD BE DONE ABOUT IT:

TEAR ALONG PERFORATED LINE

PRINTED NAME, GRADE OR TITLE, AND TELEPHONE NUMBER

SIGN HERE:

DA FORM 2028-2
1 JUL 79

PREVIOUS EDITIONS ARE OBSOLETE.

P.S.—IF YOUR OUTFIT WANTS TO KNOW ABOUT YOUR RECOMMENDATION MAKE A CARBON COPY OF THIS AND GIVE IT TO YOUR HEADQUARTERS.

